

Accessible travel  
begins with BiG-i!

Visitors  
Guide  
Book

**BiG-i**

# Accessible Travel Guidebook



International Communication Center for Persons with Disabilities

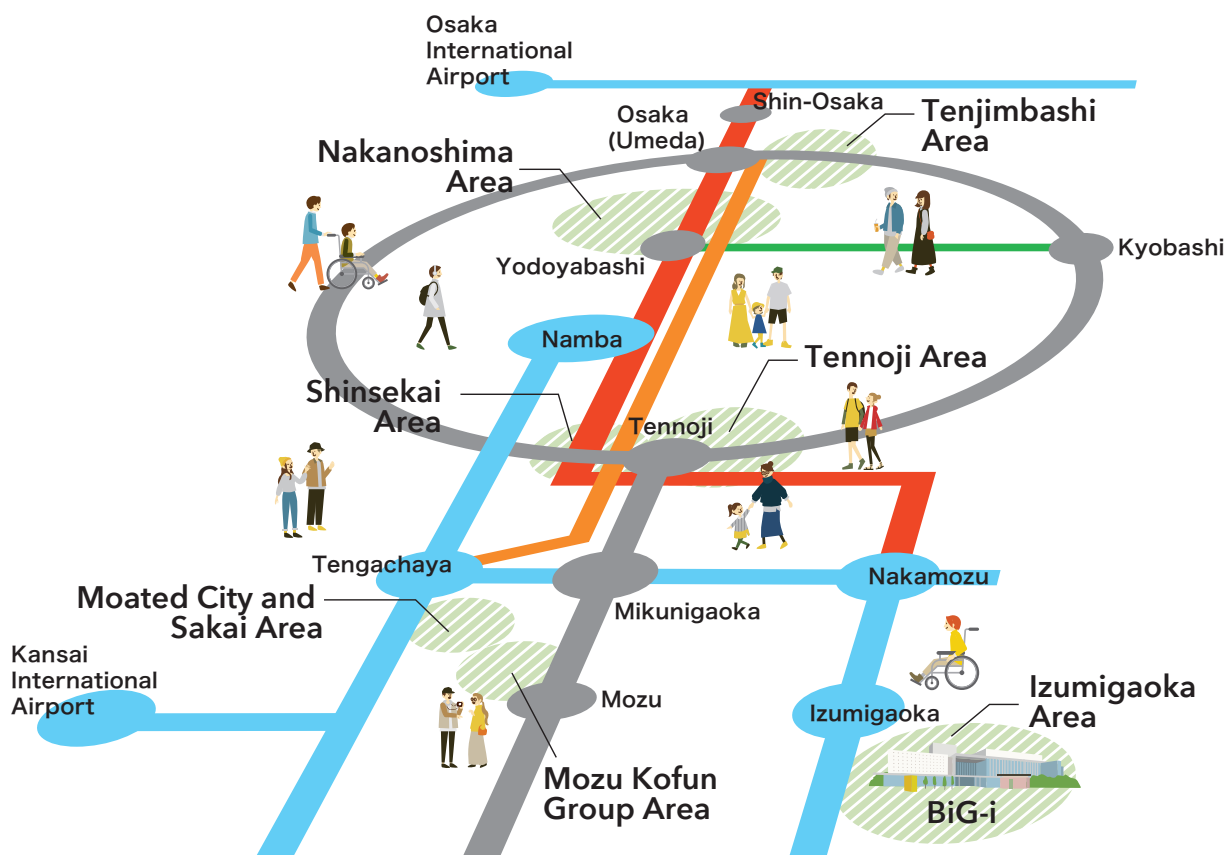
**BiG-i**

# Let's go on a great trip!

The area around Sakai, Osaka, where the BiG-i is located, is full of spots where you can enjoy history, culture, art, entertainment, and interacting with other people.

We will introduce many of these spots along with information about accessibility.

People with or without disabilities, the elderly, and people visiting from overseas, embark on a journey of wonderful encounters!



[About the information in this booklet]

The information in this booklet is current as of March 2025. For details on business hours during the New Year holidays, admission fees, experience fees, etc., please check each facility's website (QR code) or contact them directly.

# Contents

**P02**

A quiet town a little away from the bustle of downtown Osaka.  
Highly recommended as the base for your trip!

**Izumigaoka Area**

**P06**

How did they make these mounded tombs 1600 years ago?  
A town where you can still feel the romance of ancient times.

**Mozu Kofun Group Area**

**P10**

Everything originated in Sakai?! Anything and everything started in Sakai!

**Moated City and Sakai Area**

**P16**

Shopping streets that provide for everyday life in Osaka.  
Enjoy interacting with the shopkeepers.

**Tenjimbashi Area**

**P22**

This is Osaka!! The whole town is a theme park!

**Shinsekai Area**

**P26**

Enjoy encountering the diverse aspects to this town.  
A place where the door to another world opens?!

**Tennoji Area**

**P30**




































Let's get inspired by this stylish town packed with art.

**Nakanoshima Area**

**P34 To Kyoto**

**P36 To Nara**

## Icon description

 <b>Communication</b>	 Supports communication through writing	 Sign language available	 Communication board	 Foreign language available	 English available	 Chinese available	 Korean available
 <b>Exhibits</b>	 Audio guide	 Multilingual guide					
 <b>Toilet</b>	 Warm water bidet toilet	 Wheelchair-accessible toilet	 Baby chair	 Baby bed (diaper changing table)	 Adult care bed	 Ostomate facility	
 <b>Other</b>	 Priority parking for persons with disabilities (wheelchair users)	 Breastfeeding room	 Rest area	 First aid room	 AED	 Wheelchair rental	
	 Stroller rental	 Braille Information board	 Braille blocks	 Ramps	 Step-free	 Elevators	
	 Automatic doors	 Sliding doors	 Special dietary options available	 Wheelchair-accessible seating			

# Izumigaoka Area

A quiet town a little away from the bustle of downtown Osaka.  
Highly recommended as the base for your trip!

Izumigaoka is the nearest station to BiG-i. This is a large residential area called Semboku New Town where many people live. It is very convenient for them to be near the station. There are various shops, restaurants, and walking courses in the area. The town has a calm atmosphere and is also a great place to stay. The area is evolving all the time to become a “town where you can live comfortably,” so you may discover something new every time you visit!

The design of the entire building is based on universal design.  
Easy to find barrier-free areas.

International Communication Center  
for Persons with Disabilities,

BiG-i

A cultural and artistic exchange hub visited by a diverse range of people. It has a multipurpose hall, training rooms, a restaurant, and accommodations. The restaurant has braille menus, takes tableware into careful consideration, and provides options such as finely chopped food. The accommodations are spacious and comfortable.



Connected to the station  
by a covered walkway.





# It all starts here.

## Izumigaoka Area MAP



Spacious areas that are easy to move around in a wheelchair.

Rooms with sling lifts on the ceiling are also available



Tactile information board / Braille block substitute carpet

Location: 1-8-1 Chayamada, Minami-ku, Sakai City  
Hours: Accommodation rooms Check-in 15:00-22:00 / Check-out 11:00  
Restaurant 7:00-21:00 (last order 20:30)  
Days closed: Open everyday







# Ohasu Park

A place where you can interact with local people

There is a large pond in the park surrounded by greenery. When you walk along the gently sloping green hills, you feel as if you are walking through a forest, even though you are in the city. It is a relaxing place to take a stroll.

Highly recommended!

From the Fureai Plaza, you can get a panoramic view of the Ohasu Pond. The view of the cherry blossoms from Hakucho Bridge is not to be missed! Izumigaoka Park Office



The breeze blowing across the water feels good.



It is said to have been one of the largest production areas of Sue stoneware in Japan.

Look for the quietly standing "Haniwa" (clay figurines).



The "Former Semboku Suemura Museum" is located in the park. It has a general information desk "space.SUEMURA", a cafe, a shop, a gallery, and more. You may have a wonderful experience here.



Events are also held irregularly!



The design of the gate also features Sue stoneware!



Location: 2-5 Wakamatsudai,  
Minami-ku, Sakai City  
Hours and holidays: Open 24 hours a day,  
varies by store/facility



Highly recommended!

In its role as a "general town information center," the Park Office introduces wonderful local people and shops. Goods from the local area are also sold at this place. The people are friendly and very helpful here, so please feel free to drop by. space.SUEMURA, Tomoyo Jinta and Maiko Higuchi



For more information about "space.SUEMURA," please click here. ▶▶▶





# Mozu Kofun Group Area

How did they make these mounded tombs 1600 years ago?  
A town where you can still feel the romance of ancient times.

A small hill jutting out. This, that, and everything could be a burial mound. The Mozu-Furuichi Kofun Group, consisting of the mounded tombs in the Mozu area of Sakai City and those in the Furuichi area of Habikino City and Fujiidera City, is also registered as a World Heritage Site. Among the mounded tombs, the Nintoku-tenno-ryo Kofun (Tomb of Emperor Nintoku) in the Mozu Kofun Group area is overwhelmingly large. It is said to be one of the three largest tombs in the world, alongside the Pyramid of Khufu and the Mausoleum of the First Qin Emperor. Take a look around and just try and imagine how something like this was made.



Experience the size of the ancient mounded tombs

Sakai City Hall  
21st Floor

## Observation Lobby

Reopening on  
April 5, 2025!

The Nintoku-tenno-ryo Kofun (Tomb of Emperor Nintoku) is the largest in Japan. You can get a real feel for its size from the observation lobby, 80 meters above the ground. Enjoy a 360-degree panoramic view from the large observation windows. In addition to the Mozu Kofun Group, including the Nintoku-tenno-ryo Kofun, Mt. Rokko and Mt. Kongo can also be seen on clear days.



Highly  
recommended!



You can see the entire Sakai cityscape, including the Mozu Kofun Group. It's also a beautiful spot for evening and night views.

Sakai City Culture and Tourism Bureau Contact



"Abeno Harukas" can be seen  
in the distance.



Volunteer tourist guides are on duty (10:00-16:30)

Location: 3-1 Minamikawaramachi, Sakai-ku, Sakai City

Hours: 9:00-21:00

Days closed: Open every day

(except on days when the entire Sakai City Hall building has a power outage)



## Route from BiG-i

 **Get on** Nankai Electric Railway Izumigaoka Sta.

..... Nankai Semboku Line / Koya Line


 **Get off** Nankai Electric Railway Mikunigaoka Sta.

 Walk

 **Get on** JR Mikunigaoka Sta.

..... JR Hanwa Line

 **Get off** JR Mozu Sta.

 Walk (about 300m walk from the west exit)

### To the Mozu Kofun Group Area

 **Get on** Nankai Electric Railway Izumigaoka Sta.

..... Nankai Semboku Line / Koya Line

 **Get off** Nankai Electric Railway Sakaihigashi Sta.

 Walk (about 250m from the west exit)

### To the observation lobby on the 21st floor of Sakai City Hall

## Mozu Kofun Group Area MAP

World Heritage Site,  
I can feel the history.





It's mysterious because you can't see the whole image!

# Nintoku-tenno-ryo Kofun (Tomb of Emperor Nintoku)

The Nintoku-tenno-ryo Kofun is around 486 meters long and 35.8 meters high. It has a unique keyhole-shape, which combines a circle and a square. Even if up to 2,000 people work on the construction every day, it would take more than 15 years to complete. Take your time to gaze at its magnificence from the worship area closest to the mounded tomb.

It is one of the Three Great Tombs of the World, alongside the Pyramid of King Khufu and the Tomb of China's First Emperor Qin Shi Huang!



There is a 1/250 scale reconstructed model near the place of worship.



There are also information boards nearby that show you where you are in the mounded tomb area.

Volunteer tourist guides are on duty (10:00-16:30).

Location: Daisen-cho, Sakai-ku, Sakai City  
Days closed: Free access for worship, visits are available 24 hours a day



## Daisen Park

So much fun! There are also some great photo spots

Within the park, there are plenty of interesting spots, such as the ancient mounded tombs, a teahouse, a Japanese garden, a museum, a tourist information center, a large grassy area, a bicycle area, a cafe, and a shop! Anyway, take your time to explore the large park and find your favorite spot.



The shop "Sampusha" also sells picnic sheets. It feels so good to relax and lie down on the grass!



Nature feels amazing!



Highly recommended!



Location: 1 Higashiuenoshiba-cho, Sakai-ku, Sakai City  
Hours and holidays: Open 24 hours  
Varies by facility and store



The monuments are also perfect for taking photos. Compared to the other ancient mounded tombs in the park, the Shichikannon Kofun feels much closer and approachable.  
Daisen Park Office, Minami Yamaguchi



A beautiful garden where you can feel the past tales of Sakai

## Daisen Park Japanese Garden

A garden that expresses the history and culture of Sakai. From the Semboku Hills, which was the largest production area of Sue stoneware in Japan, through to the Ishizugawa River, which has nurtured the lives and culture of the people of Sakai, and on to the ocean. Beyond that lies a magnificent story that connects to Lianyungang City, China, a sister city of Sakai. Relax and enjoy the beautiful view while savoring matcha green tea and Japanese sweets.



Beautiful also in the season of autumn leaves.



(using AI interpretation tools)

Brochure (data version) and website are available in multiple languages (English, Chinese [Traditional], Korean)



Location: Daisen Nakamachi, Sakai-ku, Sakai City (inside Daisen Park)

Hours: 9:00-17:00 (Admission until 16:30)

Days closed: Mondays (open if Monday is a public holiday and closed the next weekday after that)



Highly recommended!

We recommend "Seitaitei." Take your time to appreciate the view, the sounds, the scents, and the feel of the breeze from here.

Public Relations Officer



Lots of information to help you imagine what it was like inside the ancient kofun

## Sakai City Museum


Reconstructed replicas of the stone coffin and grave goods (armor, sword, glassware) discovered in the Nintoku-tenno-ryo Kofun are on display. At the front of the tomb is a stone chamber in which these items are kept. You can also experience a VR (virtual reality) video that recreates the appearance and interior of the tomb at the time of its construction.



The museum's popular "Ume-chan"



The display stand is at a height that makes it easy for wheelchair users to view.



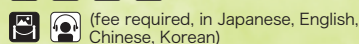
Highly recommended!

"Ume-chan," a dog-shaped haniwa clay figure excavated from the Mozu Umemachi kiln ruins, is the museum's mascot. A replica is on display in an exhibition room. Original Ume-chan goods are on sale at the museum shop. Be sure to pick one up as a memento of your visit.

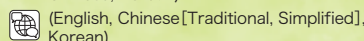
Curator, Hiroyuki Bando



(Non-resident)



(fee required, in Japanese, English, Chinese, Korean)



(English, Chinese [Traditional, Simplified], Korean)

\* Some of the exhibits are touchable



\* Brochures are available in print and audio versions

\* Braille materials available (Kofun guidebook, list of merchandise for sale, etc.)

Location: 2 Mozu-Sekiu-cho, Sakai-ku, Sakai City (inside Daisen Park)

Hours: 9:30-17:15 (last entry at 16:30)

Days closed: Mondays (open on public holidays)

Earthenware puzzles that can be touched to check their shapes.





## Moated City and Sakai Area

**Everything originated in Sakai?!  
Anything and everything started in Sakai!**

Sakai flourished as a trading and commercial city in the 15th and 16th centuries. It became a hub where people, goods, and information were exchanged from all over the world. Originally, many people from all over the country gathered in Sakai for the construction of the Nintoku-tenno-ryo Kofun, and among them were some highly skilled craftsmen. It is said that the techniques rooted in this area evolved after the encounter with new cultures and civilizations, giving rise to a variety of innovations.



Past, present, future... I wonder if it's a romantic flowing water surface.





Statue of Nambanjin looking out over the Uchikawa River from Namban Bridge. Nicknamed "Portonosuke Hashinoue." A picture book, "Yakusoku no Ribbon" (Ribbon of Promise), was produced using the statue as a motif, and it is well known to many people. Click here to watch a video of a picture book reading.






## Route from BiG-i

## Moated City and Sakai Area MAP

This area is home to many buildings that tell the story of history. While some spots may not be fully accessible, you can still enjoy the atmosphere by admiring the exteriors or exploring as far as possible.

-  **Get on** Nankai Electric Railway Izumigaoka Sta.
- Nankai Semboku Line / Koya Line
-  **Transfer** Nankai Electric Railway Tengachaya Sta.
- Nankai Main Line
-  **Get off** Nankai Electric Railway Sakai Sta.
-  Walk (from the East Exit)

### To the Moated City and Sakai Area

-  **Get on** Nankai Electric Railway Izumigaoka Sta.
- Nankai Semboku Line / Koya Line
-  **Get off** Nankai Electric Railway Sakaihigashi Sta.
-  Walk (from the West Exit)

### To the Moated city and Sakai Area

(Sakai Higashi is the closest station to the Shimano Bicycle Museum)



There are so many interesting buildings here!





The History of Sakai Seen from a Boat

# Sakai Nonbiri Cruise

(Relaxing Cruise of Sakai)

The “Kango” refers to the moat that was built around the city of Sakai to protect it. It is said to have already existed in the Azuchi-Momoyama period. Take a leisurely cruise around the moat on a sightseeing boat. Departing from the pier in front of Sakai Station, the 50-minute cruise takes you through Uchikawa, Doigawa, and Sakai Old Port. A guide will provide an easy-to-understand explanation about the history of Sakai and the nearby attractions such as Myokokuji Temple, Nanshuji Temple, and Xavier Park.



Enjoy the humor-filled commentary from the guide!



To board, you must move from your wheelchair to your seat

Location: Nankai Electric Railway Sakai Station (pier)

Hours and holidays: Only operates on Saturdays and Sundays from the end of March to the end of November  
Operating calendar posted on website for NPO Sakai Kango Cruise (Japanese only)

History of Sakai as seen from the ship



Highly recommended!

The surface of the water is right next to you! The experience of just riding the boat itself is interesting. Depending on the season, you may even spot Japanese mitten crabs or black sea bream. You can enjoy not only the scenery, but also the breeze blowing and the smell of the sea - a full sensory experience.  
NPO Sakai Kango Cruise, Koji Oda




Relax and Enjoy the World of the Tea Ceremony

# Sakai Risho no Mori

(Sakai Plaza of Rikyu and Akiko)

A facility that introduces the personalities and lives of Sakai-born tea master Sen no Rikyu and poet Yosano Akiko. Through these two people, you can feel the history and culture of Sakai. The highlight is the tea ceremony experience “Ryurei-chaseki” (advance reservation required; same-day reservations possible if space is available). You can taste Sakai's matcha and traditional Japanese sweets, with a different tea ceremony from Omote-Senke, Ura-Senke, and Mushanokoji-Senke rotating on a daily basis. Enjoy the graceful feel of this special time.



Rental of exhibition commentary tablets (English, Chinese[Traditional, Simplified], Korean).  
Multilingual instructions (English, Chinese[Traditional, Simplified], Korean) are available for the tea ceremony experience.  
\* Special exhibition space varies depending on the content.



Volunteer tourist guides are on duty (10:00-16:30).

Location: 2-1-1 Shukuin-cho Nishi, Sakai-ku, Sakai City

Hours: Sen no Rikyu Chanoyu Museum,

Yosano Akiko Museum: 9:00-18:00 (last entry at 17:30)

Tourist Information Space: 9:00-18:00

Chanoyu (Tea Ceremony) Experience Room: 10:00-17:00

Days closed: 3rd Tuesday of every month (the next day if Tuesday is a public holiday)

Tourist Information Space is closed during the New Year's holiday

You can also take part in an authentic “tea serving in the tea ceremony experience” (Held on the third Sunday of each month).



Highly recommended!

Two great historical figures. You'll feel closer to them when you learn about their way of life.

Operations Director, Sawako Yoshino





Sakai's masterful craftsmanship: a hub of traditional industries!


## Sakai Denshokan (Sakai Traditional Crafts Museum)

The traditional industries and craftsmanship of Sakai are all gathered in one place. Dyeing techniques like Chusen and Wazarashi, incense, mats, carp streamers, kelp, Japanese sweets... and most famously, Sakai's knives. Known as "Sakai Forged Blades," their high quality is sought after by chefs from all over the world. During the Edo period, knives for cutting tobacco leaves were produced here, and their sharpness was so highly regarded that they were even endorsed by the Edo Shogunate and were called "Sakai Kiwame" (Sakai Excellence).



Through this museum, we can learn about the history, production methods, and tools used in making Sakai Forged Blades through real objects, models, illustrations, and videos (with English subtitles).

技



The "HIBANA" chandelier demonstrates the materials and process involved in the production of blades.



Highly recommended!

Many people come to the shop to purchase items after learning about the history and production process at the exhibition. We would be delighted if you take this opportunity to learn about the traditional industries and products that have been nurtured by Sakai's history, culture, and natural environment.  
Director, Misa Endo



The shop has souvenirs unique to Sakai



(Varies depending on the exhibition / English, Chinese [Traditional, Simplified], Korean)

\* Some of the exhibits are touchable



Volunteer tourist guides are on duty (10:00-16:30)

Location: 1-1-30 Zaimokucho Nishi, Sakai-ku, Sakai City

Hours: 10:00-17:00

Days closed: 3rd Tuesday of every month

(the next day if Tuesday is a public holiday), and occasional temporary closures





Let's experience a townhouse!

## Sakai City Traditional Townhouse Museum Old Yamaguchi Family Residence

This townhouse was built in the early Edo period. Sakai was known for its grand and luxurious houses exemplifying the expression, "Kyoto for fashion, Osaka for food and Sakai for construction." The main building is one of the few in Japan built immediately after the Battle of Osaka and is a National Important Cultural Property. The earthen floor is an open atrium space with a large beam overhead. The house expands into a tatami-mat room used for entertaining guests, and a tea room that reflects Sakai's tea ceremony culture. Seasonal furnishings and decorations evoke a deep sense of the changing seasons.



Magnificent beams



(English, Chinese [Traditional, Simplified], Korean)  
QR code reading



Tripod walking sticks  
available for rent

Volunteer tourist guides on duty (10:00-16:30)

Location: 1-2-31 Nishikinocho Higashi, Sakai-ku, Sakai City

Hours: 10:00-17:00 (last entry at 16:30)

Days closed: Tuesdays (open if Tuesday is a public holiday and closed the next weekday)



Highly recommended!

Many visitors enjoy the atmosphere of the townhouse, saying things like, "The garden view is calming." Please spend a relaxing time in the tatami room with a view of the garden and savor a peaceful and tranquil moment.

Traditional Townhouse Museum Stuff,  
Katsumi Akagi (left) and Ryo Otonari (right)




Visit the Actual Place of Craftmanship!

## Old Gunsmith Workshop and Residence

This is the workshop and residence of a gunsmith from the Edo period (Tangible cultural property designated by Sakai City). It has some distinctive rooms, including the "finishing room" where guns were assembled, the "shop room" where business negotiations took place, and the "blacksmith's shop" where iron was hammered and forged to make gun barrels. In addition to seeing the exhibition of actual items passed down by the Inoue family, the owner of the house, you can also experience using a device that imitates a bellows, a kind of blower traditionally used to start the fire. This is a fascinating spot where you can learn all about the manufacture and trade of firearms.



A simulated experience  
of gunsmithing!



(English, Chinese [Traditional, Simplified], Korean)  
QR code reading



Tripod walking sticks available for rent

Volunteer tourist guides on duty (10:00-16:30)

Location: 1-3-22 Kitahatagocho Nishi, Sakai-ku, Sakai City

Hours: 10:00-17:00 (last entry at 16:30)

Days closed: Tuesdays (open if Tuesday is a public holiday and closed the next weekday)



Highly recommended!

There is a well in the grounds of the house that is still in good condition. It's not possible to drink the water, but you can try using the well. There are many things you can learn from the experience of viewing scenery from past times or touching things from the past that still remain.

Traditional Townhouse Museum Stuff, Ryo Otonari





## Legends about Great Historical Figures

# Myokokuji Temple

This temple was founded by the Buddhist Nichiren sect priest Nichiko Shonin. The giant cycad tree, over 1100 years old, is a must-see! Long ago, Oda Nobunaga, who was fond of this giant cycad, transplanted it to Azuchi Castle grounds, but every night he heard a sobbing voice coming from the cycad. When he tried to cut it down, fresh blood gushed out from the cut and it looked like a fainting serpent. Legend has it that Nobunaga was so frightened that he returned it to Myokokuji Temple.

It is said to have associations with  
Sen no Rikyu and Masaoka Shiki.



The legendary cycad!



Volunteer guides are on duty  
(10:00-16:30)

Location: 4-1-4 Zaimokucho Higashi,  
Sakai-ku, Sakai City  
Hours: 10:00-16:30 (last entrance at 16:00)  
Days closed: irregular



The "Sotetsu Karesansui" (Cycad Dry Landscape Garden)  
admired by Tokugawa Ieyasu



Highly recommended!



In 1868 (Keio 4), the "Sakai Incident" occurred, and 11 Tosa samurai committed *seppuku* in the temple grounds to take responsibility for it. In fact, this incident may have had a major impact on history. Today, stone monuments and artifacts remain that tell the story. For more information, please ask the Sakai tourist volunteer guides who are on-site.

NPO Sakai Tourism Volunteer  
Association, Tadashi Kuretake



## Discover the Fascination of Bicycles!

# Shimano Bicycle Museum

Sakai is also well-known as a "bicycle town." Historically, many skilled blacksmiths lived here due to the mass-production of firearms. They began to utilize their expertise to venture into bicycle manufacturing. The museum has about 140 bicycles on display, ranging from some of the oldest models in the world to more modern-style designs still in use today, and bicycles tailored to a wide range of purposes and functions! Bicycles continue to evolve in line with people's lifestyles and the times. This is a place that shows us both the charm and diverse aspects of bicycles.



Compatible with the museum exhibition guide app "Pocket Curator" (some exhibits are introduced with text. Available in Japanese, English, Chinese[Traditional, Simplified], Korean). Leaflet also available in English.



Location: 2-2-1 Minamikoyo-cho, Sakai-ku, Sakai City  
Hours: 10:00-16:30 (last entry at 16:00)  
Days closed: Mondays  
(Tuesday if Monday falls on a public holiday)



Highly recommended!

What are the benefits of riding a bicycle? The museum highlights the role of cycling in helping to solve problems with health, transportation, and the environment. We hope that visitors will leave feeling inspired to experience new ways to enjoy cycling in their daily lives.

Curator, Masahiko Jimbo





## Tenjinbashi Area





Shopping streets that provide for everyday life in Osaka.  
Enjoy interacting with the shopkeepers.

Tenjinbashisuji Shopping Street is about 2.6 kilometers long! It is said to be the longest shopping street in Japan, and is lined with around 600 shops. This downtown shopping street, beloved by Osakans, is home to gourmet restaurants, traditional delicatessens, and other general stores that seems to sell everything. Another attraction is the glimpse it offers into the everyday lives of the people. If there's something you're interested in, be sure to ask the shop staff about it.

Just walking  
around is fun!



## Route from BiG-i

-  **Get on** Nankai Electric Railway Izumigaoka Sta.  
.....  
Nankai Semboku Line / Koya Line
-  **Get off** Nankai Electric Railway Tengachaya Sta.  
.....  
Walk
-  **Get on** Osaka Metro Tengachaya Sta.  
.....  
Osaka Metro Sakaisuji Line
-  **Get off** Osaka Metro Minami-morimachi Sta.  
.....  
Walk (there is an elevator to the ground near exit 6)

## To the Tenjimbashi Area

## Tenjimbashi Area MAP







Would you like to chat with a god?

## Osaka Temmangu Shrine

A shrine dedicated to Sugawara no Michizane, the Shinto God of Learning. It is also famous as the center of the Tenjin Festival (July 24th and 25th), one of Japan's three major festivals. If you want to make a wish, head to Hoshiai Pond, located north of the main shrine. Choose three wishing balls and throw them at the plum blossom-shaped targets floating on the pond. It is said that if your wishing ball successfully lands on the target, your wish will come true.



There is a pelorus (a directional plate) for the twelve zodiac signs on the ceiling of the main gate.



The wishing balls are wooden coins.



There are various beliefs about the bronze ox statue, such as if you stroke it, you will become wiser, or be cured of illnesses.



Location: 2-1-8 Tenjinbashi, Kita-ku, Osaka City  
Hours: April to September 5:30 to 18:30  
October to March 6:00 to 18:00  
Days closed: Open everyday



Highly recommended!

The locals refer to the god enshrined there lovingly as "Tenjin-san of Temma". Please feel free to come and visit. When you pray in front of the main shrine for worship, please share with the deity whatever is on your mind, not only expressing your gratitude and making a prayer, but also conveying your recent joys or struggles.

Public Relations Officer, Takashi Miyake



The best thing about Kamigata Rakugo is that it's so cheerful and funny

## Temma Tenjin Hanjotei

A place where you can enjoy Kamigata Rakugo (comic story telling originated in Kamigata (Osaka and Kyoto)) every day. It's okay even if you don't know anything about *rakugo*. You'll be drawn into the world created by the *rakugo* performers, and before you know it, you'll be full of heartwarming laughter.



Highly recommended!

We recommend the matinee performance. There are eight *rakugo* stories by a wide range of performers from young to veteran, and two variety shows (magic, *manzai* comedy, *daikagura* performance etc.). Both people seeing *rakugo* for the first time and regular fans can enjoy the show.



(Please inquire in advance)

\* Multilingual *rakugo* performances have been held in the past (not regularly held)

Location: 2-1-34 Tenjinbashi, Kita-ku, Osaka City  
Times: Matinee performances from 13:30 (doors open 13:00, performance duration approx. 2 hours 40 minutes)  
Evening performances vary according to the day  
Days Closed: 3rd Saturday and Sunday of May



A smile expressing "delicious" goes beyond words

## Nakamuraya

A specialty gourmet food store in the shopping street. At peak times, they sell as many as 5,000 croquettes. Long ago, it started as a sukiyaki restaurant, then became a butcher, and after that a delicatessen. They started selling croquettes in 1955, so their specialty croquettes have a history of about 70 years. The batter is crispy and the inside is seasoned with a secret recipe. They are so delicious that once you eat one, you'll be hooked and want another one! I can understand why people buy them in units of 10.



There is often a line, so it is best to come in the morning.

Highly recommended!

We are proud of the fact that they are both cheap and delicious. Try the freshly fried, hot croquettes on the spot.

Shop Owner, Yasushi Yuuki



Location: 2-3-21 Tenjimbashi, Kita-ku, Osaka City

Hours: 9:00-18:00, Saturday 9:00-16:00

Days closed: Sundays and public holidays



Besides croquettes, they also have minced meat cutlets and ham cutlets.

# Delicious!

Just seeing the owner lifts your spirits

## Maeda Tofu Shop

The tofu that the man has made with great care is excellent and he exclaims, "It's good for your body and delicious!" It is made from soybeans from Kagoshima Prefecture and natural *nigari* (bittern) from Okinawa Prefecture. Since it does not contain any additives or preservatives, the tofu can only be carried around for 1-2 hours. If you're looking for something to eat on the go, the tofu pudding and soy milk drinks are recommended.

The soy milk pudding comes in two flavors, plain and cocoa.



Highly recommended!

The tofu ranges from 300 yen to 1500 yen per block. There's a good reason why it's so expensive, so just ask me!

Shop Owner, Ichiro Maeda



Actually, there are side dishes as well.



Some price tags are written in English.

Location: 3-4-9 Tenjimbashi, Kita-ku, Osaka City

Hours: 11:00-19:00

Days closed: Sundays





A townscape transcending time, narrated  
by Edo period townspeople

# The Osaka Museum of Housing and Living

You can actually see a townscape from the late Edo period on the 9th floor of a building?! And it's not just a style from the Edo period, but an authentic townscape recreated based on academic research. Each townhouse has its own detailed specifications, from occupations to family structure, allowing you to get a feel for people's lives. The light and sound effects recreate everything from the transition of morning, noon, and night, to the cries of chickens, the howling of dogs, the sound of rain and thunder, and the voices of the town's inhabitants. Take your time to experience everyday life in the Edo period.



There are plenty of  
photogenic spots



At the "Furoya Theater" you can  
experience Osaka in the Edo period.

Relax on the tatami mat  
floor and unwind.



(using AI interpretation  
tools)

(QR code reading)

\* Japanese, English, Chinese (traditional, simplified), and Korean are supported.

\* Touchable exhibits (some of the items in the townhouses on the 9th floor can be touched).

WC

Accessibility icons: wheelchair, stroller, baby carriage, etc.

\* Townhouse tour (explanation about the 9th floor exhibits. Three times per day Monday through Saturday, one time on Sundays and holidays.)

\* There is a "Guide to the museum in simple Japanese" on the website

Location: 8th floor, Housing Information Center Building,  
6-4-20 Tenjimbashi, Kita-ku, Osaka City

Hours: 10:00-17:00 (last entry at 16:30)


Days closed: Tuesdays (open if Tuesday is a public holiday).

Year-end and New Year holidays, Temporary closing

\* For admission fees and other details, please check the website.



Travel back in time to  
the Edo period.



Look like  
a townie!



Change into a yukata in summer and a kimono in winter  
and stroll around the town (limited to the first 100  
people per day, 1 person [30 minutes] 1,000 yen).

Highly  
recommended!

The homes are full of ingenious  
ideas. It's amazing to think that  
people at that time were able to  
create such structures using  
only wood and paper. Every  
detail was carefully thought out  
to make the homes comfortable  
to live in and visually beautiful.  
People had ideas, concepts, and  
methods that we would like to  
use even in modern times.  
Public Relations Officer,  
Akiko Tamai





Bar hopping. Before you know it, everyone is friends!

## Ura Temma

If you want to enjoy food and drinks in Osaka, the area called "Ura Temma" on the west side of the shopping street near JR Temma Station is recommended. There is a bustling atmosphere with small stall-like shops lined up in a row. There is a wide variety of cuisines, including *sushi*, seafood, *tempura*, *yakiniku*, *yakitori*, *horumon*, *kushikatsu*, *okonomiyaki*, *takoyaki*, Chinese food, Vietnamese food, and Italian food! There are also restaurants and bars with a stylish ambience that are cheap and delicious! The retro atmosphere of the back alleys is irresistible.



"Ura Temma Chochin Street" on the north side of Temma Market.



The retro atmosphere of the alley is also irresistible.




Temma Market is here.



There are also shops selling shoes and clothes.



Look closely at the lanterns and shop-signs used by the shops.



There is a face-in-the-hole board at JR Temma Station.



Location: Around JR Temma Station  
Hours and days closed: Varies by store or facility





# Shinsekai Area

This is Osaka!!  
The whole town is a theme park!

Centered around Tsutenkaku, the tower that is the symbol of Osaka, Shinsekai is an area lined with numerous shops. It features *kushikatsu* restaurants, *izakayas*, *sushi* restaurants, *ramen* shops, coffee shops and amusement arcades. There is even a nostalgic movie theater with hand-painted signs. This area was developed in 1912 as a new Osaka attraction, modeled after the streets of Paris and New York. The original Tsutenkaku had a unique design with the Eiffel Tower on top of the Arc de Triomphe, and the statues of Billiken are scattered throughout the area and are said to have originated from the "godly good luck figure" created by an American artist. It is a nostalgic yet innovative area with a unique charm.




## Route from BiG-i

## Shinsekai Area MAP

 **Get on** Nankai Electric Railway Izumigaoka Sta.

Nankai Semboku Line / Koya Line

 **Get off** Nankai Electric Railway Shin-Imamiya Sta.

 Walk (approximately 500m walk from the north exit)

### To the Shinsekai area

 **Get on** Nankai Electric Railway Izumigaoka Sta.

Nankai Semboku Line / Koya Line


 **Get off** Nankai Electric Railway Tengachaya Sta.

 Walk

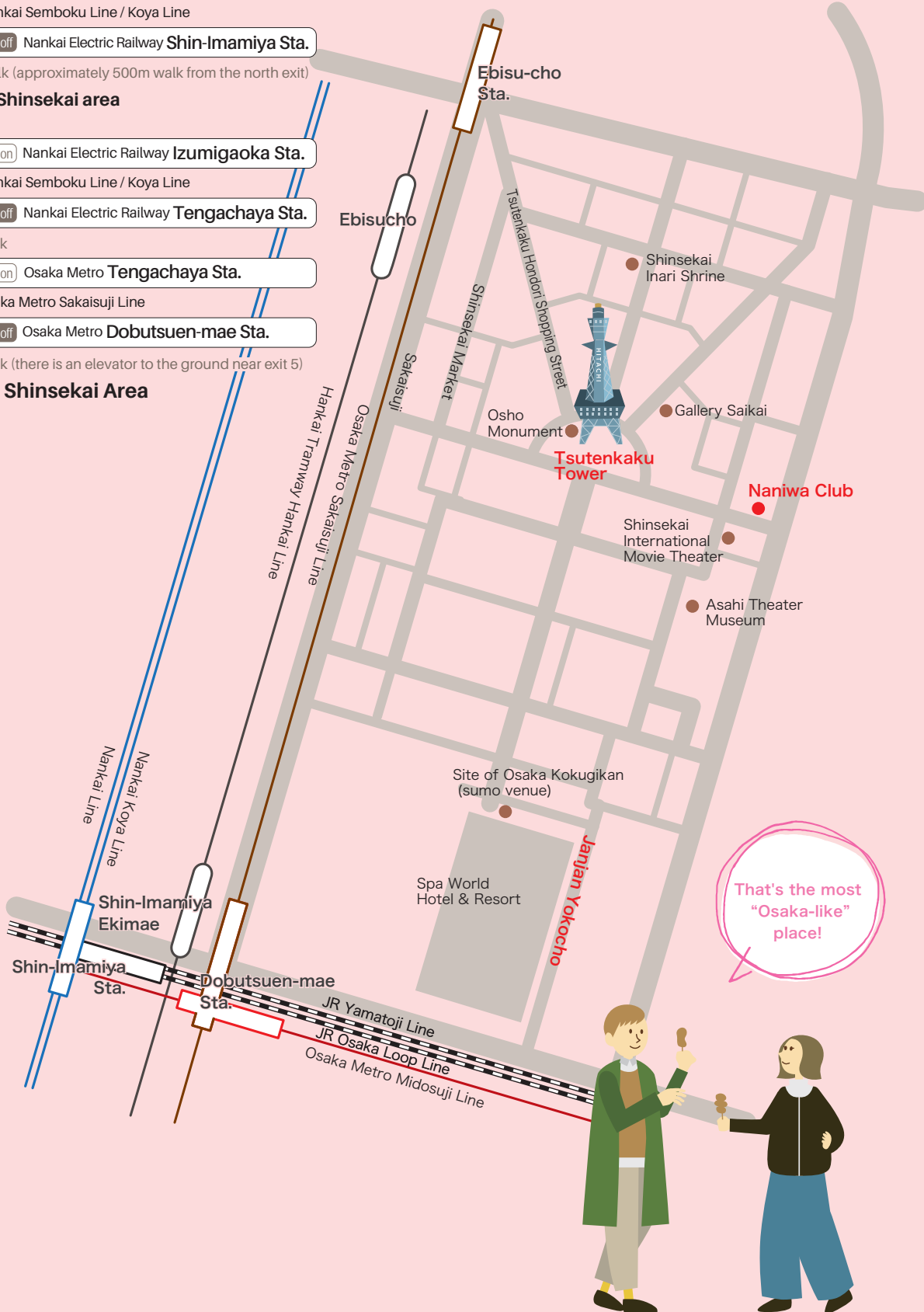
 **Get on** Osaka Metro Tengachaya Sta.

Osaka Metro Sakaisuji Line

 **Get off** Osaka Metro Dobutsuen-mae Sta.

 Walk (there is an elevator to the ground near exit 5)

### To the Shinsekai Area





A bustling and authentic hidden gem of a shopping street!

## Janjan Yokocho



Its official name is "Nanyo-dori Shopping Street". It is a shopping street that has remained since before World War II, and it was called Janjan Yokocho because of the echoing sound "jan-jan" of the *shamisen* used to attract customers. The narrow street, about 180 meters long and 3 meters wide, is packed with 48 unique shops, including *kushikatsu* restaurants, *sushi* restaurants, *izakayas*, *udon* restaurants, coffee shops, and amusement arcades. And be sure not to miss the original song playing in the shopping street.



Highly recommended!

Our store started out as a restaurant serving set meals, and now operates as an amusement arcade. There are other stores like this that have continued to exist since before the war, changing the type of business they operate. We hope that everyone will enjoy the shopping district as a whole, with its somewhat nostalgic atmosphere. Shopping Street Association Chairman, Susumu Kobayashi



The Showa retro atmosphere is also popular among young people!



Location: Near Ebisu Higashi 3-chome, Naniwa-ku, Osaka City  
Hours and days closed: Varies by store

Be captivated by plays and dazzling shows


## Naniwa Club

A theater for popular plays that has been running for 70 years at the foot of Tsutenkaku Tower. With a nostalgic Showa-era atmosphere, the stunning dance shows featuring *enka*, popular songs, and the latest hits are a must-see. The daily changing performances, including powerful action scenes and heartwarming dramas that bring tears to the eyes, attract loyal fans who come every day. It's a place where you can experience deep Japanese culture.



(using AI interpretation tools)  
Multilingual flyers (English)

It is not wheelchair accessible,  
but the toilets are spacious



Highly recommended!

After the performance, all the actors will be there to send you off. It's a precious time to share your thoughts and take photos together! Please enjoy it until the very end.  
Public Relations Officer



Location: 1-3-7 Ebisu Higashi, Naniwa-ku, Osaka City  
Hours: Matinee: 12:00-15:00 (doors open 11:00)  
Evening show: 17:00-20:00 (doors open 16:00)  
Days closed: Irregular





"The Heart of the Osakan people"

# Tsutenkaku Tower

This landmark of Osaka was once called the "tallest in the East." From the golden observation deck, decorated to rival Toyotomi Hideyoshi's golden teahouse, you can get a panoramic view of "the Osaka" scenery. The antenna shop, which features food manufacturers with ties to the Kansai region, is perfect for finding souvenirs specific to Osaka. At night, the observation deck is transformed into a Showa-era retro disco with flashy lighting and a mirror ball. Each floor is full of humorous gimmicks that are typical of Osaka.



Diorama exhibition corner introducing the history of Tsutenkaku Tower



The 5th floor "Golden Observation Deck" is covered in shining gold right down to the floor. The seven golden gods of good fortune are joined by Billiken to form the eight gods of good fortune. Stroking the soles of Billiken's feet will bring you happiness!



Illumination is also fantastic!



(using AI interpretation tools)

Multilingual pamphlets (English, Chinese[Traditional], Korean)  
Some signs in the building are also multilingual



\* If you are in a wheelchair, you can move around the building by elevator, so please ask a staff member

Location: 1-18-6 Ebisu Higashi,  
Naniwa-ku, Osaka City  
Hours: 10:00-20:00 (last entry 19:30)

\* Some stores have different opening hours.  
Days closed: Open everyday



Highly recommended!

The observation deck is about 87.5 meters high. It's just about the right height to be able to distinguish people walking around town from the animals at Tennoji Zoo. Try looking for giraffes walking through the grasslands of the zoo or lions resting on rocks.  
President, Ryuko Takai



It's truly impressive up close!



# Tennoji Area

Enjoy encountering the diverse aspects to this town.  
A place where the door to another world opens?!

The towering multi-faceted skyscraper "Abeno Harukas" stands in front of Tennoji Station with an overwhelming presence. Nearby, there is a shopping mall with about 250 stores, perfect for enjoying shopping. You can also fully immerse yourself in nature in the lush park with a grassy plaza and a zoo, home to 1,000 animals from 170 species. There's an art museum and a Japanese garden. A little further away, more than 200 temples and shrines are scattered throughout the area, and it feels like you have wandered into a mysterious town where doors to different times and space seem to be open everywhere.

It feels like you are walking in the air

## Harukas 300 (Observation deck)

The observation floors are from the 58th to 60th floors of Abeno Harukas. The "Sky Corridor" on the 60th floor is 300 meters above ground. From the glass-enclosed corridor from floor to ceiling, visitors can experience a vast panoramic view. On the 59th floor, there is a shop bustling with goods related to the mascot character "Abeno Bear", and at the "Sky Garden" on the 58th floor, you can enjoy barbecues in the summer and sit in a *kotatsu* (a heated table) to enjoy *oden* or hotpots in the winter. This is a luxurious space where you can spend a relaxing time up in the air.

Abeno Bear is so cute!



A sky garden where you can enjoy barbecues and hotpots.

On the 58th floor, there is a soft-serve ice cream in collaboration with Pineapple Candy only available at the observation deck.



Highly recommended!

There is a heliport tour (applications on the day, on a first come first served basis) where you can enjoy the view from the rooftop heliport. The recommended time to visit is in the evening. The sun setting over Osaka Bay is beautiful.  
Person in charge



Brochure and website are available in multiple languages.







Location: 1-1-43 Abenosuji, Abeno-ku, Osaka City  
Hours: 9:00-22:00 (last entry at 21:30)  
Days closed: Open everyday





## Route from BiG-i

-  **Get on** Nankai Electric Railway **Izumigaoka Sta.**  
Nankai Semboku Line / Koya Line
-  **Get off** Nankai Electric Railway **Shin-Imamiya Sta.**  
Walk
-  **Get on** **JR Shin-Imamiya Sta.**  
JR Osaka Loop Line / Yamatoji Line
-  **Get off** **JR Tennoji Sta.**  
Walk

## To the Tennoji Area



So many highlights!  
And the Shinsekai  
area is right  
next door!

## Tennoji Area MAP



An urban oasis

## TEN-SHIBA (Tennoji Park Entrance Area)

TEN-SHIBA (Tennoji Park Entrance Area) is a dazzling green lawn with skyscrapers in the background. While feeling the comfort of the natural grass you can look up and see the endless blue sky. There are cafes, restaurants, general stores, and convenience stores in the park. It's fun to just lounge on the grass, or take out a lunch box and drink and enjoy a picnic.



The park has spacious restrooms and a nursing room.



That feels good.



Illuminations at night as well.



Some of the park's information boards, etc. are available in multiple languages.



Location: 5-55 Chausuyama-cho,  
Tennoji-ku, Osaka City  
Hours and days closed:  
7:00-22:00 (Varies by store/facility)



Highly recommended!

Everyone is spending their time as they want here, including relaxing, playing the guitar and doing yoga. I sometimes get a takeaway coffee in the park and relax by reading a book. Person in charge



It's like getting lost in the savanna!

## Tennoji Zoo

As you stroll through the zoo, a lion suddenly appears up close. The display of the animals is thrilling, as you can feel a closeness to them. One of the attractions of Tennoji Zoo is the "ecological display" that shows the animals' natural habitats as much as possible. You'll find yourself soothed by the animals' relaxed appearance, laid-back atmosphere, and behavior.

Harukas, a gift  
from Abeno Harukas  
in 2014



Hou-chan the polar bear

(using AI interpretation tools)  
Brochure and website are available in multiple languages.

(English)



Location: 1-108 Chausuyamacho, Tennoji-ku, Osaka City  
Hours: 9:30-17:00 (last entry at 16:00)

\* Saturdays, Sundays and public holidays in May and September: until 18:00 (last entry at 17:00)

Days closed: Mondays (if a public holiday falls on a Monday, it will be closed the following day, and there are also special opening days)




A life-size bronze statue. Try touching it.



Highly recommended!

Be sure to also check out the Reptile House "IFAR." There are aquatic creatures such as the Japanese pond turtle, a near-threatened species, and the giant salamander. The exhibits recreate the original scenery of Japan's watersides, and are beautiful. Operation Division, Kaichi Kijima





Elegant architectural beauty and collection of gems!

## Osaka City Museum of Fine Arts

Opened in 1936 (Showa 11), this is the third oldest public art museum in Japan. The architecture of the museum, which is also a National Tangible Cultural Property, is one of the highlights. At first glance, it appears to be a Western-style building, but the roof is made of Japanese tiles, creating a perfect harmony between



Japanese and Western styles. The symmetrical structure is also a must-see for lovers of architecture. The Special Exhibition displays items from the museum's collection, including Japanese and Chinese paintings, sculptures, and crafts, as well as works entrusted to the museum from shrines and temples.



Highly recommended!

A terrace and cafe overlooking the famous modern Japanese garden, Keitakuen, is now available! You can also see Abeno Harukas across from the garden.  
Public Relations Officer



(using AI interpretation tools)  
Website is available in multiple languages.

(depends on the exhibition) (English)

\* Guide in easy Japanese available on the website  
(<https://www.osaka-art-museum.jp/easy>)

Location: 1-82 Chausuyamacho, Tennoji-ku, Osaka City  
Hours: 9:30-17:00 (last entry at 16:30)  
Days closed: Mondays

(open if Monday is a public holiday and closed on the next weekday after that)



The entrance to the Pure Land is here

## Shitennoji Temple

This is the first official Buddhist temple in Japan, founded by Prince Shotoku in the first year of the Suiko era (593). The "stone torii" at the west gate is said to mark the entrance from this world to the paradise of the Pure Land. Stand in front of the *torii* and gaze up at the western sky, imagining what the Pure Land looks like. On the 21st and 22nd of each month Shitennoji Temple holds its festival fair (*ennichi*), when vendor stalls line the temple grounds.



A solemn stone torii gate



Somehow, it's calming.

Highly recommended!

There are many things to see in the grounds, such as the five-story pagoda, the Main Hall (Kondo), the Niomon Gate, and the Honbo Garden (the garden of the Pure Land). Personally, I recommend the calming atmosphere of the "Taishiden Hall."

Temple Halls Manager, Keiho Kawabe



(limited)

(QR code reading, English, Chinese [Traditional, Simplified], Korean)

Temple guided tours by the Tennoji Tourist Volunteer Guide Council are held on the 22nd of every month from 10:00 to 15:00

Location: 1-11-18 Shitennoji, Tennoji-ku, Osaka City  
Hours: April to September 8:30 to 16:30  
October to March 8:30 to 16:00

Days closed: Open everyday



# Nakanoshima Area

Let's get inspired by this stylish town  
packed with art.

Osaka was once known as the "City of Water." Nakanoshima is a symbolic area for this aquapolis. Watersides, greenery, and architecture coexist here. The retro architecture and bridges that tell the story of the prosperity of the Meiji, Taisho, and Showa periods exude a romantic atmosphere. Art museums line the streets, and sculptures adorn the promenades. It's a place that offers new inspiration and ideas.

## Nakanoshima Area MAP

### Route from BiG-i

 **Get on** Nankai Electric Railway Izumigaoka Sta.

Nankai Semboku Line / Koya Line

 **Get off** Nankai Electric Railway Tengachaya Sta.

 Walk

 **Get on** Osaka Metro Tengachaya Sta.

Osaka Metro Sakaisuji Line

 **Get off** Osaka Metro Kitahama Sta.

 Walk


**To the Nakanoshima Area**

 **Get on** Nankai Electric Railway Izumigaoka Sta.

Nankai Semboku Line / Koya Line

 **Get off** Nankai Electric Railway Namba Sta.

 Walk

 **Get on** Osaka Metro Namba Sta.

Osaka Metro Yotsubashi Line

 **Get off** Osaka Metro Higobashi Sta.

 Walk

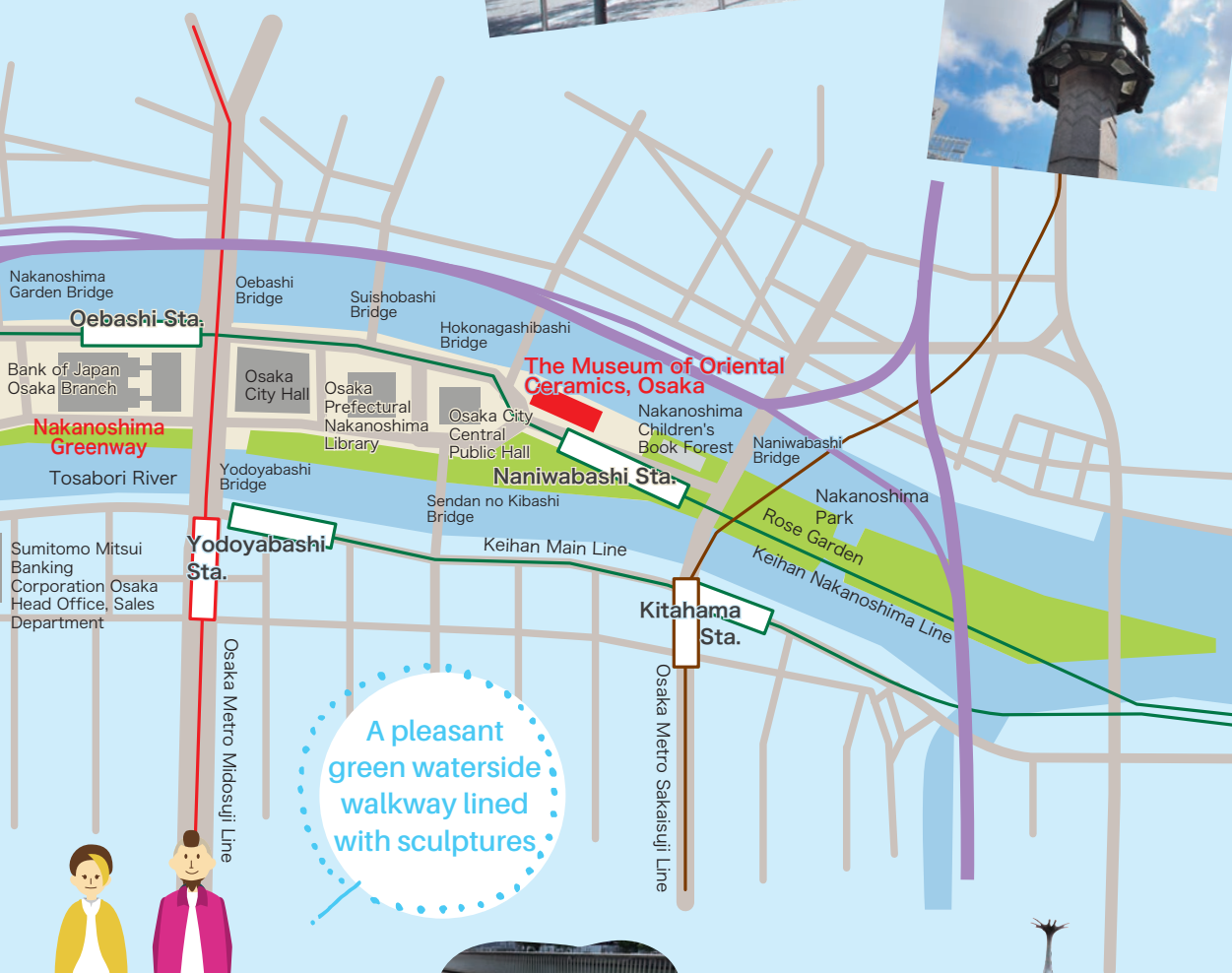
**To the Nakanoshima Area**



Art Stroll on  
Nakanoshima Greenway







# The National Museum of Art, Osaka



**Highly recommended**



## Nakanoshima Museum of Art, Osaka



A row of five wooden chairs with high backs and armrests, arranged in a line against a light-colored wall. The chairs are made of dark wood and have a simple, functional design. They are positioned in a room with a light-colored floor and a plain wall.

 **Highly recommended!**

©Kenji Yanobe



Days closed: Mondays (next weekday if Monday is a public holiday)



Fascinating colors, shapes, and textures in the world of ceramics

# The Museum of Oriental Ceramics, Osaka

This art museum has one of the world's leading collections of oriental ceramics. The displays are designed to showcase the beauty of ceramics to the fullest. Of particular note is the natural light in the exhibition room. The display cases are illuminated by natural light from the skylight, allowing visitors to appreciate the original color and texture of the ceramics. The impression that the ceramics convey changes with the subtle changes in light throughout the day; such as in the morning, at noon, in the evening, or when it is sunny, cloudy, or rainy. It is a place where you can lose track of time while gazing at the exhibits.



There is also a display stand that is at eye level when people stand on it.

The National Treasure Tea bowl, tenmoku glaze with silvery spots. 360-degree viewing from anywhere, even the inside and bottom of the tea bowl.



Enraptured by the beauty of the colors, shapes, textures, and patterns of ceramics.



Important Cultural Property Dish, porcelain with design of a peony spray in reversed against the cobalt blue ground



There's a digital video corner where you can rotate and tilt a model of the same shape as the tea bowl.



Important Cultural Property Jar, blue-and-white porcelain with design of fish and water plants in a lotus pond



BEVELED JAR, blue-and-white porcelain with floral plant design



JAR, Porcelain with tiger and heron design painted in underglaze iron brown

The rotating stands are a special feature, as well.



FIGURINE OF A LADY, earthenware with painted decoration



Brochure and website are available in multiple languages.



Compatible with the museum exhibition guide app "Pocket Curator" (some exhibits are introduced with text and audio guide, please bring your own headphones or earphones. Available in Japanese, English, Chinese [Traditional, Simplified], Korean.)



WC



WC



\* Gallery guide (approximately 45 minutes, twice a day on Sundays at 11:00 and 14:00)  
\* There is a "Guide in Easy Japanese" on the website ([https://www.moco.or.jp/easy\\_japanese/](https://www.moco.or.jp/easy_japanese/))

Location: 1-1-26 Nakanoshima, Kita-ku, Osaka City

Hours: 9:30-17:00 (last entry at 16:30)

Days closed: Mondays (or the next weekday if Monday is a public holiday), during an exhibition change period, the year-end and New Year holidays




Highly recommended!

What do you think these are? They are "Ceramic Fragment Cookies". The cafe in the museum has an interesting menu of drinks and sweets inspired and named after the collection's works such as Celadon bottle with iron brown spots and White basin with carved lotus design.


Public Relations Officer



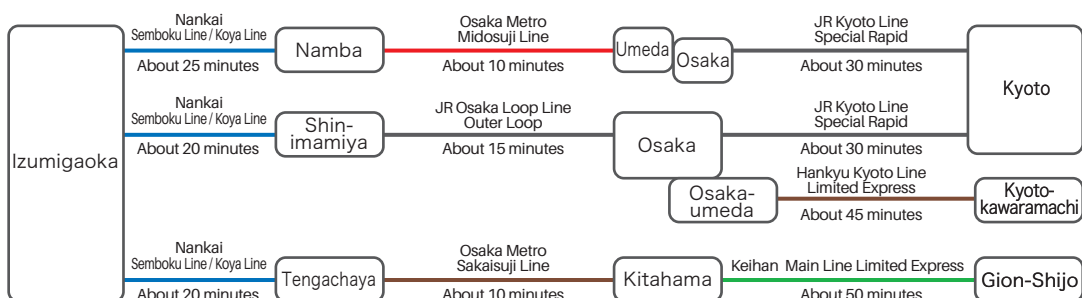


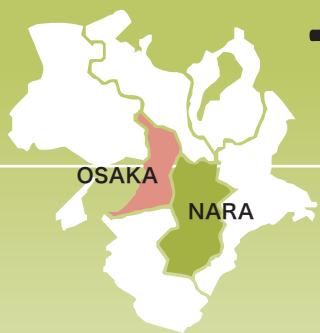


# 京都



## Route from BiG-i





# To Nara

Here is the route from the BiG-i to the “Eternal Ancient Capital, Nara” that will soothe your soul.



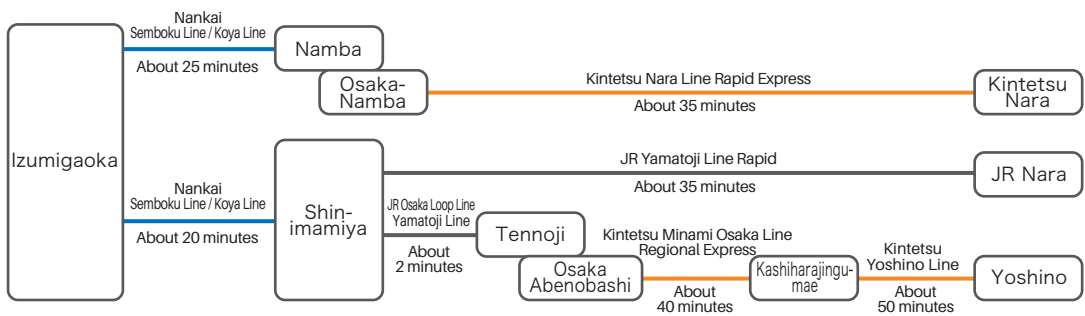




# 奈良



## Route from BiG-i





International Communication Center for Persons with Disabilities, BiG-i

1-8-1 Chayamada, Minami-ku, Sakai-shi, Osaka-fu 590-0115

TEL 072-290-0900 FAX 072-290-0920

<https://www.big-i.jp/>